

# Troubleshooting Guide

**Need more tech info or looking for a solution for your clutch issues?**

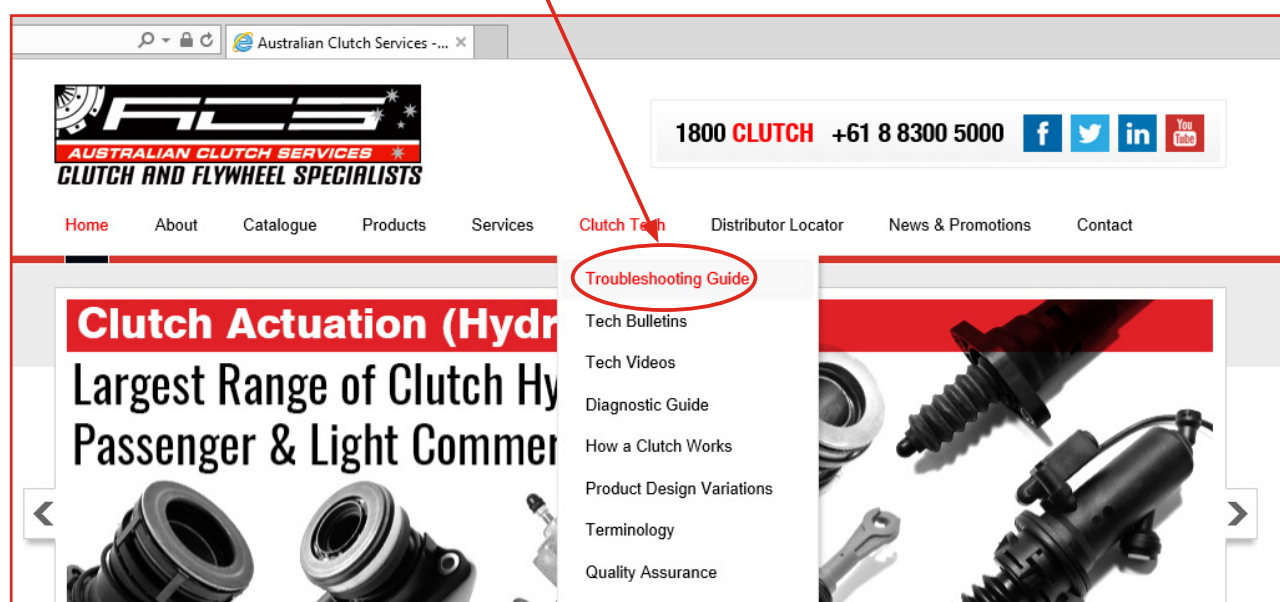
Australian Clutch Services have developed an effective troubleshooting guide to assist in identifying potential causes for common clutch and component failures.

## Step 1

The guide is readily accessible via the Australian Clutch Services website home page under the Clutch Tech tab

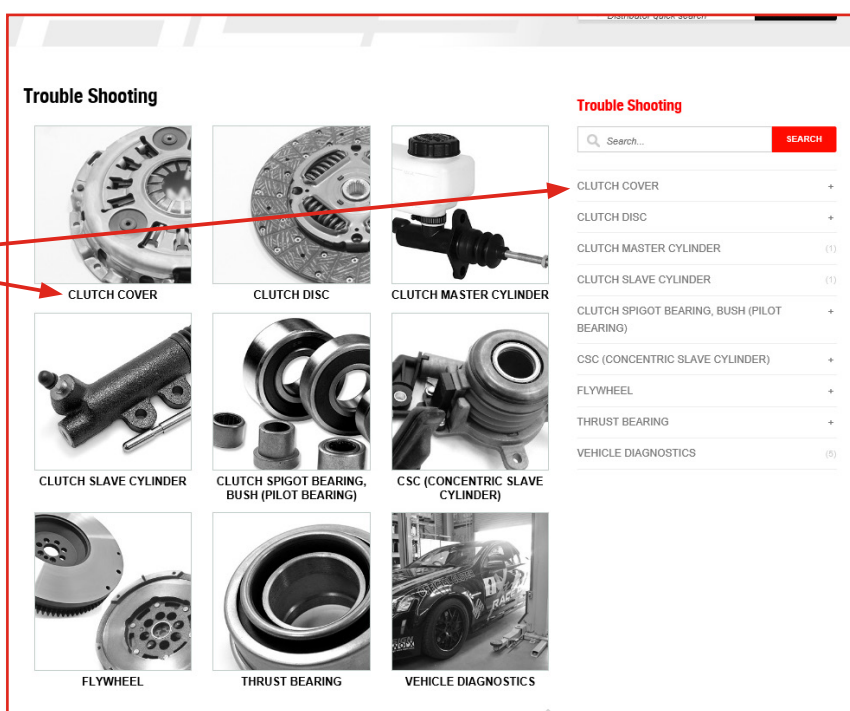
[www.australianclutch.com.au](http://www.australianclutch.com.au)

Scan with a QR app on your smart phone



## Step 2

Simply click on the area of interest via the image or by using the “+” button next to the topic to expand the detail.



CLUTCH TECH

# Troubleshooting Guide

## Step 3

The guide will provide you with a choice of options to assist in diagnosis of the condition. Click the topic that best suits your enquiry to further expand the detail.

The guide will provide you possible causes; what effects are relevant and what actions to take to rectify the issue.

### Trouble Shooting » Clutch Cover




ENGAGEMENT & DISENGAGEMENT  
9 GUIDES




LOSS OF DRIVE  
1 GUIDE



NO PEDAL (PRESSURE)  
1 GUIDE



NOISE & VIBRATION  
1 GUIDE



SHUDDER (JUDDER)  
2 GUIDES



SLIP  
8 GUIDES

### Pressure Plate Oil Contamination

#### Indicator:

Shudder

#### Cause:


1. Poor cleaning practices when fitting
2. Excessive grease used on the bearing slide and/or splines
3. Rear engine seal failure
4. Front gearbox seal failure

#### Effect

Oil or grease contamination on the cover and operating surfaces.

#### Action:


1. Replace clutch kit
2. Clean all components prior to fitment removing all lubricants and protective coatings.
3. Remove any excessive grease from the spline and/or thrust bearing after installation.
4. Replace rear engine seal if necessary
5. Replace front gearbox seal if necessary



There is grease/oil contaminant on the inner of the clutch casting.

### Technical videos

Make sure to subscribe to our youtube channel for the latest technical information and product news



Scan with a QR app on your smart phone

For more information or to talk to one of our tech experts call **1800 CLUTCH**.

### LEADING BRANDS

CLUTCHPRO CLUTCHPRO COMMERCIAL



australianclutch.com.au

1800 CLUTCH (258824)

CLUTCHTECH

