

# Our top 10 ClutchTech Videos

**ACS**  
AUSTRALIAN CLUTCH SERVICES  
CLUTCH AND FLYWHEEL SPECIALISTS

**CLUTCHTECH**

## 01 Dual-Clutch Transmission Clutch Assembly Removal and Installation Guide



Our most popular video, the dual-clutch transmission removal and installation guide gives a comprehensive overview of the removal of a clutch assembly in a dual-clutch transmission. The process is demonstrated using a VW Caddy van, with much of the process similar across all dual-clutch transmission units.

[youtu.be/\\_ueaANNBVAI](https://youtu.be/_ueaANNBVAI)

## 02 Renault Scenic (And Various Nissan/Ford Models) Bleeding Procedure Guide



The Renault Scenic can be a difficult vehicle to bleed for those who have not attempted it before. There is a special procedure required for this which is also common in various Nissan and Ford models. This video shows the procedure required to effectively bleed the clutch hydraulics in these vehicles.

[youtu.be/nXXXA6LOscU](https://youtu.be/nXXXA6LOscU)

## 03 Hydraulic Clutch Pedal Adjustment



Adjusting a hydraulic clutch pedal is often overlooked, but can be vital to effective clutch release, particularly in vehicles that may have had adjustment for different heavy duty kits in the past. This video looks at the basics of how to adjust the pedal for optimum clutch performance.

[youtu.be/t4wyQmf5kbo](https://youtu.be/t4wyQmf5kbo)

## 04 Pilot Bearing Puller



The ACS Pilot bearing puller can be a handy tool for workshops and DIY mechanics alike. The tool is designed to quickly and effectively remove pilot bearings in a wide range of applications.

[youtu.be/nK6GtA7ylq8](https://youtu.be/nK6GtA7ylq8)


## 05 Dual-Mass Flywheel Tool



Dual-Mass flywheels can be reused if they are within the specified limits recommended by the manufacturer. A Dual-Mass flywheel tool is designed to measure various aspects of the flywheel to determine if it is fit for reuse.

[youtu.be/16mLSpF149E](https://youtu.be/16mLSpF149E)

## 06 Self-Adjusting Clutch Tool



The ACS Self-Adjusting clutch tool is designed to avoid prematurely ratcheting a Self-Adjusting clutch cover during installation. This tool sets the cover down evenly, avoiding the ratcheting mechanism from adjusting, making it a very helpful tool for workshops regularly replacing this style of clutch cover.

[youtu.be/KlUtJueTFDO](https://youtu.be/KlUtJueTFDO)

## 07 Mitsubishi Evolution IV-X Pull to Push Conversion



A popular conversion for Mitsubishi Evolution owners, this kit reverses the actuation direction of the clutch system, opening up a whole new range of performance options such as the popular 200mm push type racing clutches available from Xtreme Clutch.

[youtu.be/4wwwZ1-Y2F8](https://youtu.be/4wwwZ1-Y2F8)


## 08 D40 Navara Clutch Installation Tips



The D40 Navara has a couple of points during installation that should be observed to avoid damage to the vehicle and a quick installation procedure. This video looks at some of these points and the best ways to avoid damage.

[youtu.be/aL-Ck1JCSVA](https://youtu.be/aL-Ck1JCSVA)


## 09 Installing a Subaru Pull to Push Conversion



Like the Mitsubishi conversion, this video looks at the pull to push conversion kits available from Xtreme Clutch that reverses the actuation direction of Subaru clutch systems to allow the use of push type racing and performance clutch kits.

[youtu.be/gsiShlvM04](https://youtu.be/gsiShlvM04)

## 10 Heavy Duty CSC Conversion and Braided Line Installation



Xtreme Clutch offer a wide range of heavy duty braided lines for various vehicles. In this video, we show you the installation procedure for the braided supply and bleeder lines in a VE Commodore with a heavy duty clutch installed.

[youtu.be/ML36wtX\\_nuo](https://youtu.be/ML36wtX_nuo)

**LEADING BRANDS**

**CLUTCHPRO** **CLUTCHPRO**  
COMMERCIAL



[australianclutch.com.au](http://australianclutch.com.au)

1800 CLUTCH (258 824)